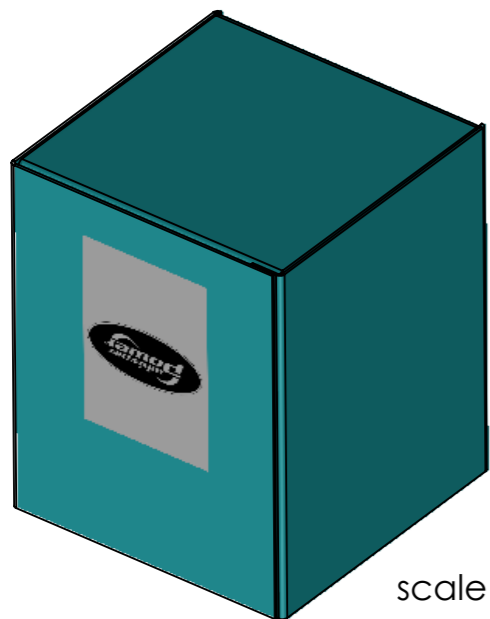
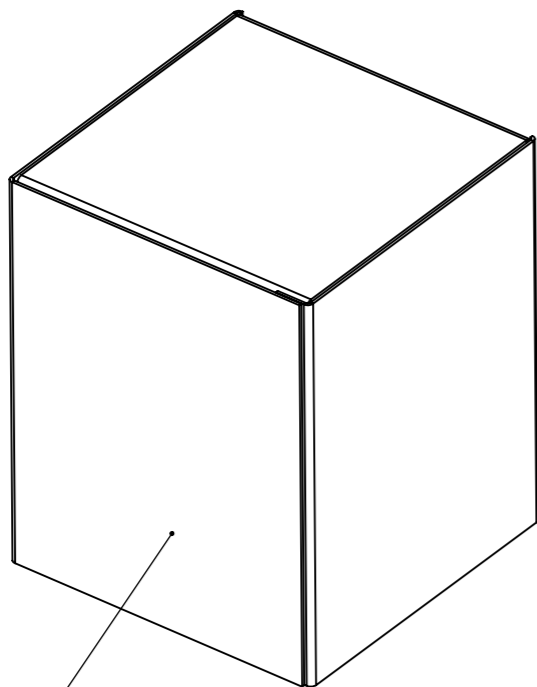
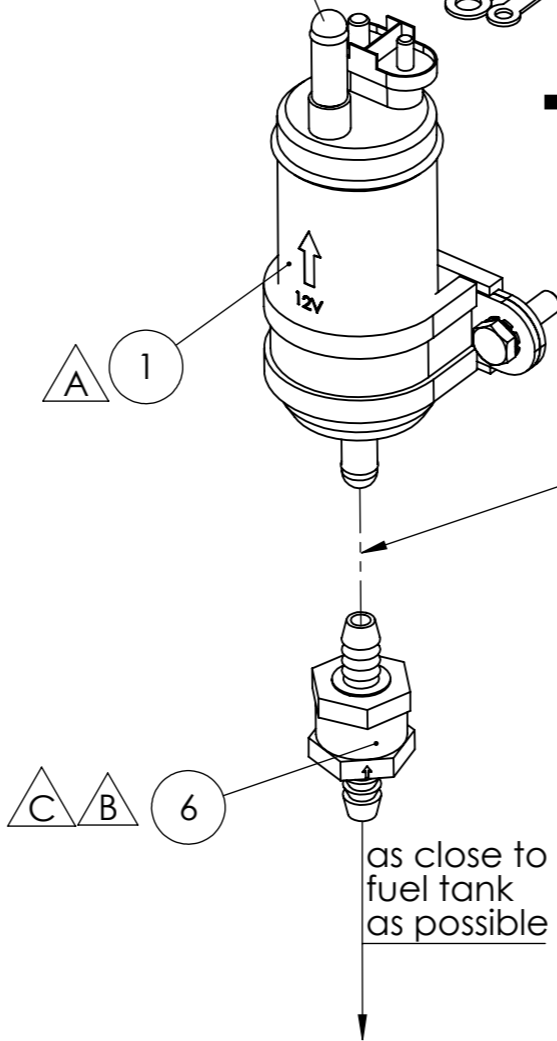


REMOVE COVER BEFORE INSTALLATION



scale 1:2



fuel hose

as close to fuel tank as possible

check polarity before connection

6	1	Check valve fuel 8mm -421-99-0000-	1000P184653	50201164
5	1	Verloop kabel Roterende Brandstofpomp	1001CH170001	50201163
3	1	Box spare parts 90x90x110mm	4000P12469 Box spare parts 90x90x110mm	40231253
2	1	FUSE BLADE TYPE 3 AMP 32V VIOLET	50212154	50212154
1	1	Fuel pump 12V elec Magnet Meralli compl	1001A184638	50201161
ITEM NO.	QTY.	DESCRIPTION	DRAWING	ARTICLE No.

UNLESS OTHERWISE SPECIFIED:
 CHAMFER SHARP EDGES
 GENERAL TOLERANCE
 NEN ISO 2768-m
 FORM AND PLACE TOLERANCES
 NEN-ISO 1101
 WELDING SYMBOL NEN EN 22553
 ROUGHNESS ACC. to NEN3634

TOLERANCE PRINCIPLE
 ISO 8015
 PROJECTION : THIRD ANGLE
 UNITS : mm

FINISH:
 -
 Material:

DO NOT SCALE DRAWING
 SHEET FORMAT:
A3



TITLE:
Kit fuel lift pump

	NAME	SIGNATURE	DATE	STATUS:
DRAWN	J.K.		30-1-2012	Released
CHK'D	M.B.		30-1-2012	
PRINTED			9-7-2019	

DRAWING:
 4000A12463
 Weight: 265.35 gram

ARTICLE NO. 40230410	REVISION C
SCALE:1:1.8	SHEET 1 OF 1

REV.	DESCRIPTION	DATE	REV. BY
C	Item 6 to inlet side fuel pump	9-7-2019	JK
B	Item 6 : article added 50201164	1-3-2019	PvdV
A	Item 1: article 50201161 was 50201160	25-7-2018	JK